

Ref. 2028 CP

MINI TREN EPOCA

300 grs. / 155x90x135 mm.



Ref. 2058 SP

PEQUETREN

300 grs. / 165x115x135 mm.



Ref. 2422 CP

MINI TRENETO

350 grs. /



Ref. 2359 SP

MINI TUNEL TRENIN

950 grs. / 285x190x125 mm.



Ref. 2425 CP

MINI TRENETO VAGON

700 grs. / 280x120x110 mm.



Ref. 2363 SP

CHUPI TREN BLAU

650 grs. / 190x110x165 mm.



Ref. 2048 CP

TREN PACIFIC

850 grs. / 177x215x105 mm.



Ref. 2337 CP

TREN EPOCA



850 grs. / 225x115x225 mm.



Ref. 2165 CP

TRENO TRONCO


700 grs. / 220x110x175 mm.



Ref. 2038 **CP**

TREN CALDERITA

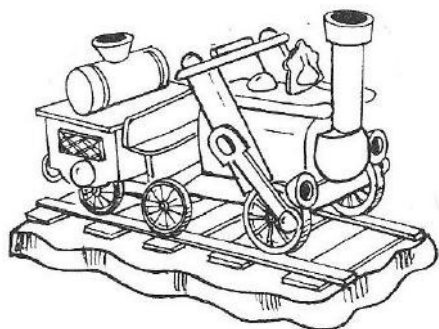
700 grs. / 225x115x190 mm.



Ref. 2133 **CP**

DON TRENON


900 grs. / 240x135x230 mm.



Ref. 2351 **CP**

TREN VAPOR

850 grs. / 235x125x165 mm.



Ref. 2394 **CP**

TREN BASILIO

750 grs. / 230x120x225 mm.



Ref. 2282 **CP**

CASILDITA


800 grs. / 215x110x190 mm.



Ref. 2192 **CP**

CHUPI TREN VAGON


1.000 grs. / 280x110x175 mm.



Ref. 2021 CP
TREN BARRIL
1.250 grs. /



Ref. 2037 CP
MINI CASIMIRA
1.000 grs. / 225x150x255 mm.




Ref. 2042 CP
TREN OESTE
1.400 grs. / 350x125x190 mm.



Ref. 2430 CP
TUNEL TRENETO CARGA
2.500 grs. / 380x280x185 mm.



Ref. 2263 CP
TRANVIA S. FRANCISCO
1,600 grs. / 310x150x220



Ref. 2251



CASIMIRA

2.000 grs./ 370x305x150



Ref. 2400



GRAN TUNEL ST. GOTARDC

3.000 grs./ 600x350x240